


Dune

Lounge

NEW COLLECTION 2026



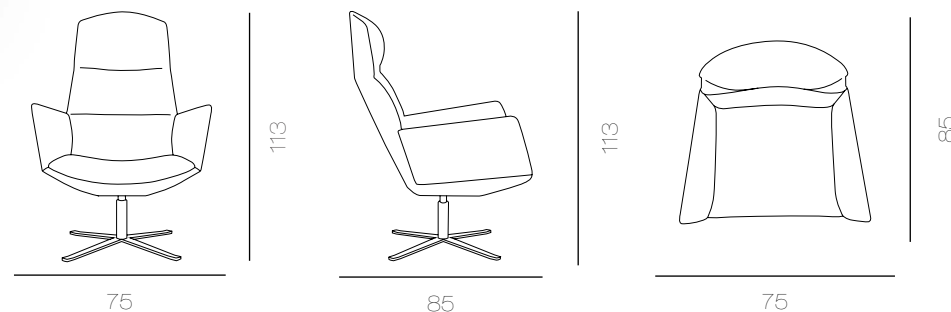


Lounge Dune High

Armchair composed of 6 individual components (shell, seat, backrest, headrest, right armrest, and left armrest), each of which can be upholstered separately. The frame of each component is made of steel, moulded in cold-cured polyurethane foam.

Each component includes wooden inserts to allow fabric stapling. Hole spacing under the shell for base attachment: 140 x 140 mm.

- Weight: 16.5 kg
- Volume (disassembled): 0.09 m³
- Fabric required: 3.2 m (width 1.40 m)

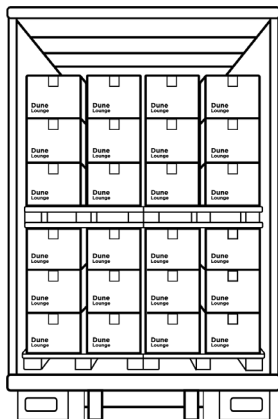




F.lli Rossetto
ITALIAN COMFORTABLE SEATING

Why Choose DUNE?

- 12 pieces per pallet, 300 per container logistics that cut costs by 67%
- Maximizes pallet load, minimizes expenses
- DUNE makes room for profit: reduce volume, increase margins
- Smart logistics? Delivered upholstered and disassembled



**Fill
Your
Space
100%**

F.lli Rossetto
ITALIAN COMFORTABLE SEATING

5 different base styles take a look and configure your lounge at www.rossetto.it



Dune High Lounge **D9**



Dune High Lounge **L21**



Dune High Lounge **R7**



Dune High Lounge **R11**



Dune High Lounge **R13**



Each section of DUNE, seat, backrest, and armrests, is padded with carefully calibrated densities.

The result? Ergonomic support where it's needed and enveloping softness all around. Plus, its modular structure makes it easy to choose and update the upholstery whenever you like.



F.lli Rossetto
ITALIAN COMFORTABLE SEATING

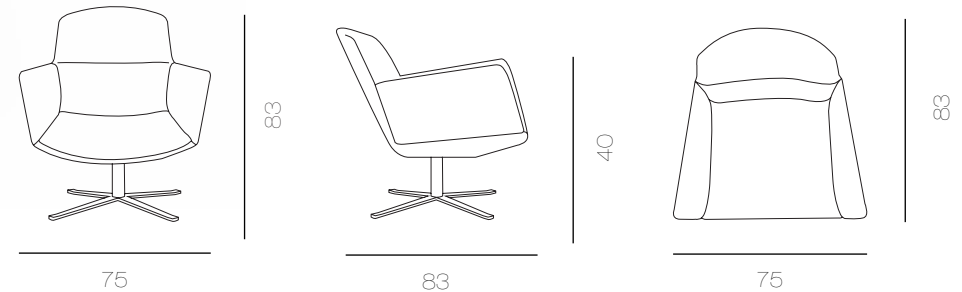


In a high-end reception, a lobby, or an office, DUNE is more than just an armchair it's a statement of style that welcomes and impresses at first glance.

Lounge Dune Low

Armchair composed of 5 components (shell, seat, backrest, right armrest, and left armrest), each of which can be upholstered individually. Each component has a steel frame, overmolded with cold-cured molded polyurethane foam. Wooden inserts are included in each component to allow fabric tufting. Hole center distance under the shell for base fixing: 140 x 140 mm.

- Weight: 14.5 kg
- Volume (disassembled): 0.08 m³
- Fabric required: -- m (width 1.40 m)





F.lli Rossetto
ITALIAN COMFORTABLE SEATING

5 different base styles take a look and configure your lounge at www.rossetto.it



Dune Low Lounge **D9**



Dune Low Lounge **L21**



Dune Low Lounge **R7**



Dune High Lounge **R11**



Dune High Lounge **R13**



DUNE LOW offers a lower, more compact seating solution, designed to encourage a relaxed posture and a more direct dialogue with the surrounding space. Its soft, continuous lines naturally embrace the body, transforming every moment of rest into an experience of genuine well-being.

The wide, enveloping seat, paired with a slightly reclined backrest, delivers immediate and intuitive comfort, making it ideal for lounges, hotel lobbies, and hospitality environments.



F.lli Rossetto
ITALIAN COMFORTABLE SEATING

NEW COLLECTION 2026

